



CRK-7000

Auto Ref / Keratometer
CRK-7000





CRK - 7000

Designed For More Reliable And Accurate Refraction

The CRK-7000 helps you with more precise measurement of refractive power and corneal curvature.

Its various functions make your practice more efficient and improve patient comfort.


Reliable Measurement Accuracy

Optimal Optical System

Unique optic technology that offers fast and accurate reading and enhances the reliability of the measurement results.

Keratometry Measurement

The reliable keratometry of CRK-7000 using 2 mire ring and 2 LEDs provides corneal curvature radius and corneal refractive power.



Auto Start


With auto start mode, the CRK-7000 maintain fogging throughout multiple measurements that makes ideal for use with children or other patients who find it difficult to fixate.



More Advanced Functions

Wider Measurement Range

CRK-7000 provides more diagnostic information and superior performance with wide possible range of refraction and keratometry measurements.



CLBC(Contact Lens Base Curvature)

Measuring the base curvature of contact lens is useful in fitting contact lens patients.



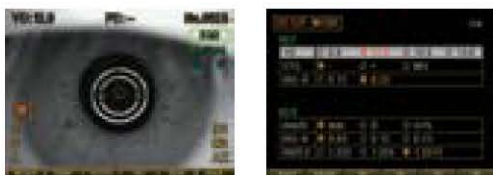
PD(Pupillary Distance)

PD is automatically measured after checking both eyes. It saves your valuable time.



VD(Vertex Distance)

VD selection function(0, 12, 13.5, 15mm) offers more accurate measurement data.



Pupil and Iris Size Measurement

CRK-7000 can measure the size of pupil, cornea and iris under 14mm in diameter by freezing the image.



More Convenient To Use

5.7 inch Color LCD

5.7 inch Color LCD displays clear images and its image processing chip allows to the LCD to show real time images.



Focusing Indicator

The focusing indicator appears on the screen when the eye is the optimal position.



Convenient One-Touch Lock

With the convenient one-touch lock, the main body can easily be fixed to the base.



High Speed Printer

The High speed printer print out the final measurement results in 3 seconds. The printing paper can be changed easily by adopting the one-touch paper holder.



Automatic Power-Off

The system automatically shuts off by itself to conserve energy and prevent overheating.

Realization of a Total Refraction System

CRK-3100 can be connected to refraction systems easily and simply.



CRK-7000



ESSE3 srl, Via Garibaldi 30
 14022 Castelnuovo D.B. (AT)
 Tel +39 011 99 27 706
 Fax +39 011 99 27 506
 e-mail esse3@chierinet.it
 web: www.esse3-medical.com



Auto Ref / Keratometer

Specification

Measurement Mode

K/R Mode	Continuous Keratometry & Refractometry
REF Mode	Refractometry
KER Mode	Keratometry
CLBC Mode	Contact Lens Base Curve Measurement

Refractometry

VD	0.0, 12.0, 13.5, 15.0mm
Sphere(SPH)	-20.00~+20.00D (VD=12mm) (Increments : 0.12 / 0.25)
Cylinder(CYL)	0.00~±10.00D (Increments : 0.12 / 0.25)
Axis(AX)	0~180° (Increments : 1°)
Cylinder From	-, +, ±
Pupil Distance	10~85mm
Minimum Pupil Diameter	Ø2.0mm

Keratometry

Radius of Curvature	5~10.2mm
Corneal Power	33.00~67.50D (Increments : 0.05 / 0.12 / 0 / 25D) (n=1.3375)
Corneal Astigmatism	0.00~--15.00D (Increments : 0.05 / 0.12 / 0.25D)
Axis(AX)	0~180° (Increments : 1°)
Pupil, Iris Diameter	2.0~14.0mm (Increments : 0.1mm)
Memory Data	10 measurements for each data

Others

Internal Printer	Thermal Line Printer
Power Saving	Automatic Switch-Off (5min)
Display	5.7inch Color TFT LCD
Power Supply	AC100~240V, 50/60Hz
Dimension	275(W) X 510(D) X 450(H)mm / 20kg

Designs and details can be changed without prior notice for improvements.