



ES-HEM-300PLUS

Automatic Hematology Analyzer



LABORATORY



ES-HEM-300 PLUS

Automatic Hematology Analyzer



3-part 23 parameters touch screen hematology analyzer

ES-HEM-300 plus touch screen Hematology Analyzer is a 3-part differential of WBC blood cell counter. It is advantaged at digital technology, auto-relocation separatrix, intelligent flush clog, dual measuring technology (with time and volume) to ensure precise of the test results.

Automated & User-friendly Interface

- Auto sampler
- 10.4" LCD display with the test items, reference value and three histograms
- Online alert for the abnormal results
- Based on Linux
- Easy to search and edit patient information
- Storage capacity: 50,000 sample results inclusive of histograms
- Optional printout formats
- Real time guideline for easy operation



Touch screen



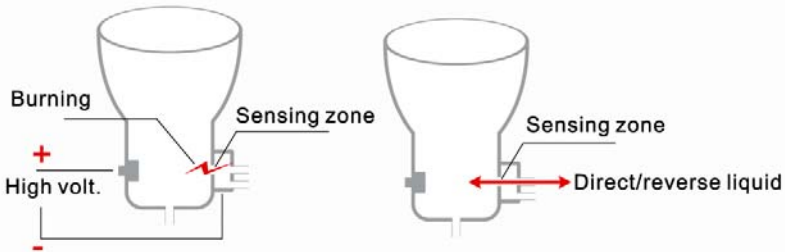
USB printer supported



50,000 records & data export



Accurate Results & Low Sample Consumption



High voltage burn, soaking and flush clog with real time monitor

- Venous mode: 9.6ul
- Capillary mode: 9.6ul
- Pre-diluted mode: 20ul

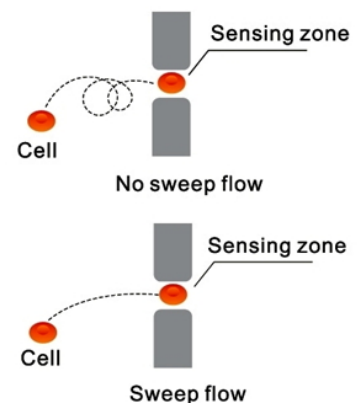
Easy Maintenance & Environment-friendly System

- Adjustable sample probe for various cuvettes
- With liquid sensor to alarm low reagent
- Cyanide-free Lyse
- Automated & Systematic diagnosis and maintenance with alerts
- Liquid tubing and electronic circuit separately for easy maintenance
- Closed reagent tubing to avoid contamination

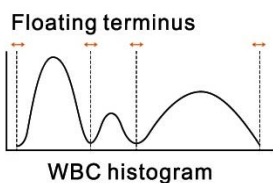


Advanced Technology

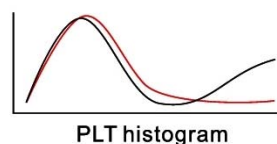
- Calibration mode: manual and auto
- QC mode: L-J, \bar{X} , X-B, SD, CV, QC histogram
- Unique sweep flow technology to avoid recounting
- Auto-relocation separatrix to exact the differential of WBC
- Intelligent PLT histogram fit technology to improve the precision of PLT
- Auto sample probe cleaning
- Auto standby and wakeup
- High voltage burn, soaking and flush clog with real time monitor



23 parameters



Auto-relocation separatrix to exact the differential of WBC



Intelligent PLT histogram fit technology to improve the precision of PLT

WBC, LYM#, MID#, GRAN#, LYM%, MID%, GRAN%, RBC, HGB, HCT, MCV, MCH, MCHC, RDW-SD, RDW-CV, PLT, MPV, PDW, PCT, P-LCR, WBC Histogram, RBC Histogram, PLT Histogram

Technical Features

Principle	Electrical resistance for counting, hemoglobin-cyanide method and SFT method for hemoglobin		
Parameters	3-part differential of WBC; 20 parameters + 3 color histograms (WBC/RBC/PLT)		
Sample mode Consumption	Venous Mode: 9.6μL, Capillary Mode: 9.6μL, Pre-diluted Mode: 20μL		
Working Mode	Double chamber counting detection + independent HGB measurement system; 24 hours with auto standby		
Operation Mode	Keyboard and mouse, Based on Linux, Multi-language supported		
Throughput	≥60 samples/hour		
Storage	50000 sample results include of histograms		
QC mode	L-J, SD, CV, QC histogram		
Cross Contamination Ratio	WBC/RBC/HGB<0.5%, PLT<1%		
Performance	Parameter	Repeatability (CV %)	Linear Range
	WBC	≤2.5%	0.00-99.9×10 ⁹ /L
	RBC	≤2.0%	0.00-9.99×10 ¹² /L
	HGB	≤1.5%	0-300g/L
	MCV	≤0.4%	40-150fL
	PLT	≤5.0%	0-999×10 ⁹ /L
Display	10.4" LCD touch screen		
Reference Value	Baby, Kid, Woman, Man, Normal and Customization		
Interface	4 x USB, 1 x Ethernet, 1 x VGA (external monitor) 1 x RS-232(network)		
Printer	Built-in thermal recorder, optional external printer, eight report formats		
Environment Requirement	Temperature: 15°C~35°C; Humidity: 10%-90%;		
Power supply	AC100-240V 50/60Hz		

Standard Regents (also available as optional)

- 1 x Concentrated Cleaner 500ml
- 1 x LYSE 500ml
- 1 x Cleaner 2L
- 1 x Diluent 5L
- 1 x Strong Cleaner 100ml

